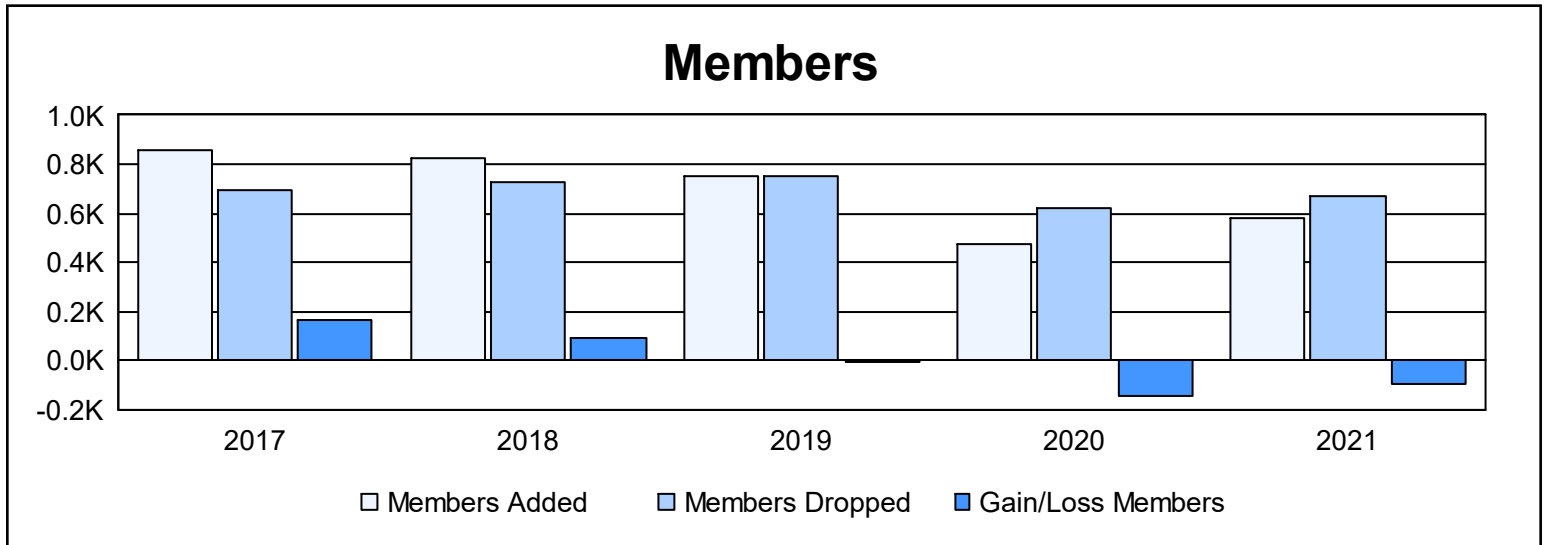
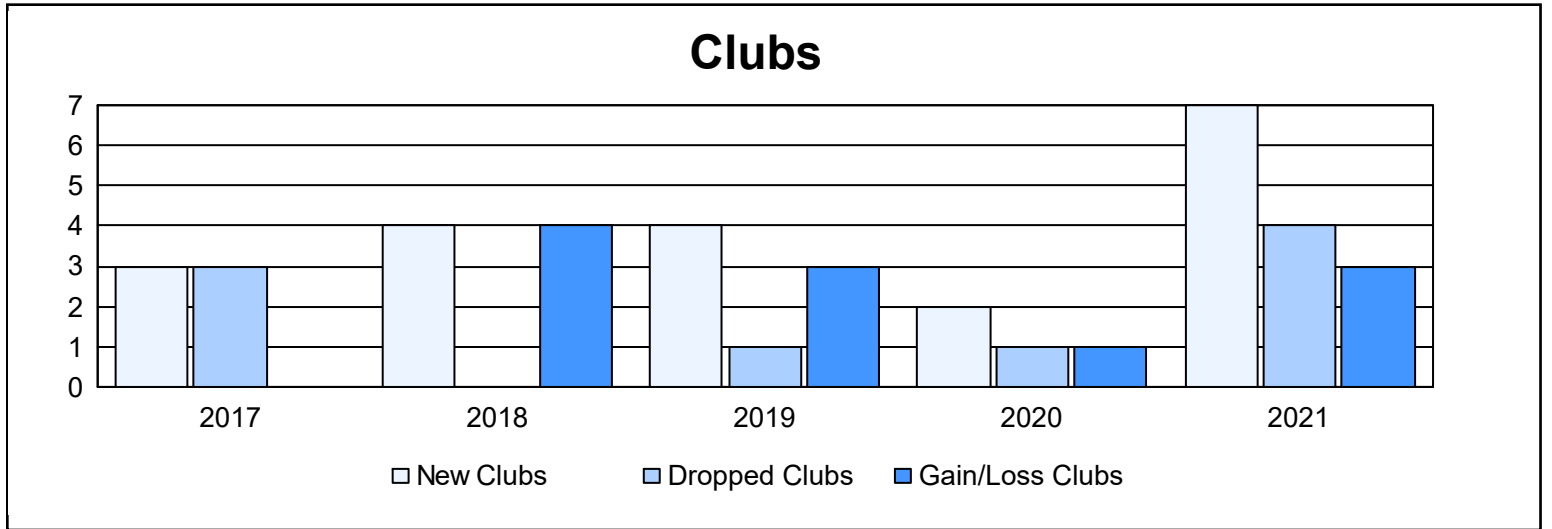
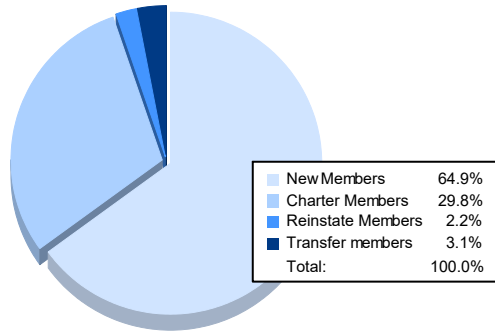


Year	New Clubs	Dropped Clubs	Gain/ Loss Clubs	New Members	Charter Members	Reinstate Members	Transfer Members	Total Member Added	Total Members Dropped	Gain/ Loss Members
2016-2017	3	3	0	684	80	39	51	854	692	162
2017-2018	4	0	4	635	100	47	41	823	729	94
2018-2019	4	1	3	551	141	25	32	749	752	-3
2019-2020	2	1	1	378	53	19	28	478	622	-144
2020-2021	7	4	3	375	172	13	18	578	673	-95
<b>Average</b>	<b>4</b>	<b>2</b>	<b>2</b>	<b>525</b>	<b>109</b>	<b>29</b>	<b>34</b>	<b>696</b>	<b>694</b>	<b>3</b>



### Membership Composition June 2021 Cumulative



### Gender Composition June 2021 Cumulative

